

DATA SHEET

ARUBA CENTRAL

Unified, AI-powered cloud networking for branch, campus, and remote networks

Aruba Central is a powerful cloud networking solution that offers unmatched simplicity for today's networks. As the management and orchestration console for Aruba ESP (Edge Services Platform), Aruba Central provides a single pane of glass for overseeing every aspect of wired and wireless LANs, WANs, and VPNs across campus, branch, and remote office locations.

AI-powered analytics, end-to-end orchestration and automation, and advanced security features are built natively into the solution. Live upgrades, robust reporting, and live chat support are also included, bringing more efficiency to day-to-day maintenance activities.

Built on a cloud-native, microservices architecture, Aruba Central delivers on enterprise requirements for scale and resiliency, but is also driven by intuitive workflows and dashboards that make it a perfect fit for SMBs with limited IT personnel. So whether you have one business location or several hundred, IT can spend less time on managing network infrastructure and more time on creating value for the business.

STREAMLINED NETWORK OPERATIONS

Aruba Central eliminates the inefficiency of using disjointed, domain-specific network management tools. It begins with a network health summary dashboard that provides quick insights to analyze and improve the network—whether it be the wired or wireless LAN, or performance across the WAN.

From this single dashboard, IT operators can readily assess the state of the network with views into global and site-level details. Selecting a site changes the interface to only show network devices and connected clients specific to that location. This way, IT operators can swiftly identify potential problems, as well as zero-in on specific locations that require their immediate attention.

SIMPLIFIED ONBOARDING AND PROVISIONING

Onboarding, configuring, and provisioning network devices is a key activity in any environment, but can be time-consuming and complex. Aruba Central accelerates this process with an easy setup wizard, flexible configuration options, and zero touch provisioning, further aided by an intuitive mobile installer app.

KEY FEATURES

- Unified management of wireless, wired, VPN, and SD-WAN for simplified operations
- AI-based insights for faster troubleshooting and continuous network optimization
- Integration with Aruba UXI to proactively monitor and improve the end-user experience
- Advanced IDS/IPS threat defense management
- Contact tracing and location tracing to ensure workplace safety
- APIs and webhooks for ease of integration with other leading IT platforms
- Live Chat and an AI-based search engine for an enhanced support experience
- SaaS, on-premises, and managed service options for flexible consumption and financing

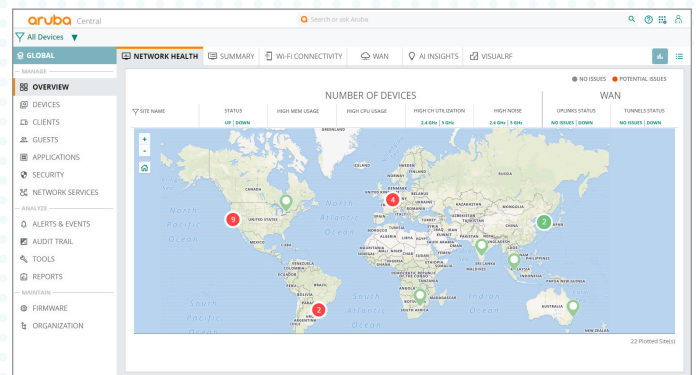


Figure 1: Network Health Summary

Guided Setup Wizard

The setup wizard automatically adds account subscriptions, synchronizes device inventory from orders, and assigns purchased licenses to devices.

This saves time, improves accuracy, and makes it easier to onboard devices into your environment.

Flexible Config Options

To simplify device configurations, Aruba Central uses templates and a UI option that features guided, step-by-step workflows.



For devices with common configuration requirements, network admins can use groups to instantly apply or modify settings across large sets of devices.

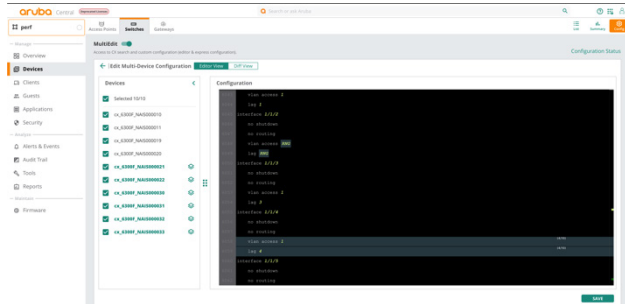


Figure 2: Multi-editor for configuring Aruba CX switches at scale

Additional options are available for Aruba CX switches, including pre-built express configs that enable network-wide changes with only a few prompt-driven inputs. A multi-editor is also available for more advanced configurations. Both options offer built-in device validation, giving network admins the ability to rapidly stage, test, and roll-out changes while ensuring common criteria and existing policies are met.

Zero Touch Provisioning

Zero touch provisioning provides a simple, intuitive workflow for setting up APs, switches, and gateways – no onsite IT involvement required. Configuration parameters can be defined within Aruba Central based on network- or site-specific requirements. To get started, simply plug in and power on a device. As the device boots up, it connects to Aruba Central and automatically receives its running configuration from the cloud.

Mobile Installer App

The mobile installer app allows you to delegate the installation and deployment of devices to trusted resources or third-party service providers. The app lets you define the access privileges of each IT resource and track the onboarding process as devices are scanned and added to the assigned network. The zero touch provisioning process is then used, and the status of each device is instantly updated in the Aruba Central installer dashboard.

Supported Network Devices

Aruba Central provides management for a wide range of Aruba wireless APs, switches, and gateways (formerly known as controllers). For wireless networks, Aruba Central supports deployments both with and without gateways. [Review the full list of supported devices here.](#)

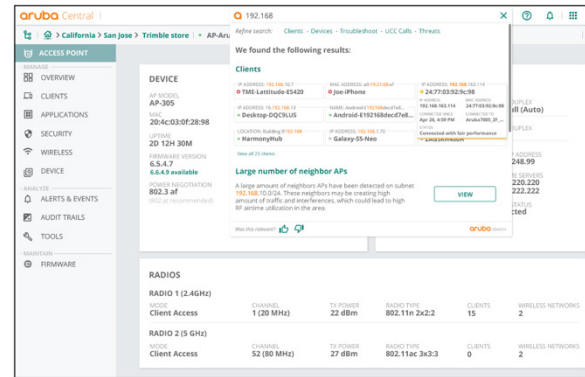


Figure 3: AI Search helps pinpoint the root cause of an issue

AI-POWERED MONITORING AND TROUBLESHOOTING

When a network- or business-impacting problem occurs, quick detection, root cause identification, and resolution are at the core of maintaining a stable environment. Aruba Central enables 24x7, intelligent monitoring of networks, applications, client devices, and end-user experience, all correlated into powerful visualizations and dashboards.

AIOps for Wireless, Wired, and WAN

Aruba Central includes a full-service AIOps solution that automates common troubleshooting activities, reducing IT support tickets and associated costs. Aruba’s AIOps solution is based on machine learning models that are consistently trained with network performance data collected from tens of thousands of Aruba customers across every vertical, market segment, and network type.

Core components of the AIOps solution include:

- **AI Insights:** Automatically surface and diagnose an array of common network-impacting issues by using dynamic, per-site baselines that are continuously tuned as conditions change – no manual setup or adjustment of service level thresholds required. Built-in anomaly detection highlights the severity and impact of issues as they occur, helping IT pinpoint root cause and proper remediation steps with 95% accuracy.
- **AI Search:** A natural language processing (NLP) engine of the Aruba Central data lake that points to solution guides, troubleshooting tips, and more. Whether operators are looking for best practices on device configurations or need to isolate a problem impacting a specific user, AI Search provides fast, interactive responses that simplify Day 0 to Day 2 operations.



AI Assist: Uses event-driven automation to collect diagnostics, post them to a shared location, generate a ticket in tools such as ServiceNow, and even notify Aruba TAC for proactive customer support.

Eliminating manual troubleshooting can help solve issues up to 90% faster. Customers can also tap into anonymized peer benchmarks that offer optimal configuration settings based on performance levels at sites with similar network characteristics – in some cases improving capacity by up to 25%.

Additional Monitoring Capabilities

Detailed health and analytics dashboards are also available to monitor:

- **Network health:** Gain broad visibility into network-wide performance, and drill-in to specific sites with summaries of device utilization, configuration compliance, and other statistics.
- **Application visibility:** Monitor application health across the network, ensuring critical services receive priority traffic while tracking and enforcing acceptable usage by site, device, or location.
- **UCC analytics:** A consolidated view of how VoIP applications are performing with mean opinion scores (MOS) and insights into potential RF performance and capacity issues.
- **Client health:** Delivers a multitude of details on devices connected to the network, including insights into client performance, connectivity status, physical location, and the data path.
- **AI-based connectivity insights:** Automatically identify potential Wi-Fi connectivity issues tied to DHCP, DNS, authentication failures, and more.

For wired networks, IT operators gain visibility into the health and utilization of both individual and stacked switches. This includes port status, PoE consumption, VLAN assignments, device and neighbor connections, power status, and more— with built-in alerts and events that accelerate wired network troubleshooting.

Built-in Troubleshooting Tools

Troubleshooting capabilities include live events, packet capture, logs, and rich command line tools. Diagnostic checks such as ping tests and traceroutes are also available, as are device-level performance tests for Aruba infrastructure.

User Experience Insight Integration

Aruba User Experience Insight (UXI) completes IT's understanding of application and network health by measuring it from the perspective of end users. UXI sensors deliver continuous monitoring and testing of wireless, wired, and WAN performance, reporting any anomalies directly to the Aruba Central network health dashboard. When a problem is detected, IT can quickly identify systemic or intermittent issues in any location, then access the full UXI dashboard for advanced troubleshooting.

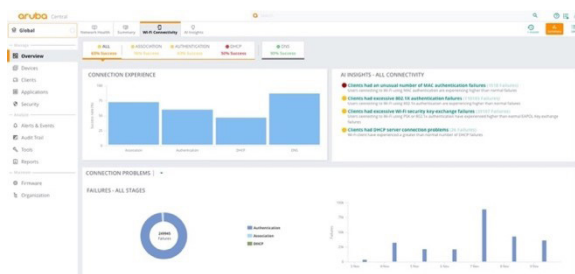


Figure 4: AI-based Wi-Fi connectivity insights

AI-POWERED OPTIMIZATION

Cloud, IoT, and newer applications such as 8K video streaming and AR/VR are flooding Wi-Fi networks. Combined with poor building conditions that can interfere with client connectivity, these bandwidth-intensive applications can have a crippling effect on network performance and end-user experience.

Aruba Central orchestrates a number of unique AI-powered capabilities that keep Wi-Fi networks performing at peak levels.

Deliver SLA-Grade Application QoS

Guarantee performance and optimize user experience with Air Slice. By dynamically allocating radio resources such as time, frequency, and spatial streams, Air Slice helps guarantee performance for latency-sensitive, high-bandwidth applications such as AR/VR, Zoom, and Slack as well as IoT devices.

Automate RF Management

Improve wireless capacity and coverage controls with AirMatch. By utilizing AI and machine learning, AirMatch analyzes periodic RF data across the network to derive configuration changes for every deployed Aruba AP, which receive dynamic updates based on changing environmental conditions.



Optimize Client Connectivity

Enhance traditional radio and roaming techniques with ClientMatch, a patented RF optimization technology that continually enhances connectivity for Wi-Fi 6 and Wi-Fi 5 clients and eliminates sticky client issues.

Eliminate Indoor Cellular Gaps

Enable seamless handoffs between cellular and Wi-Fi with Air Pass*. Using pre-negotiated agreements with major mobile network operators and the Wi-Fi certified Passpoint® standard, Air Pass eliminates the need for captive portals, usernames, and passwords to deliver a great experience for your guests while reducing costs and management overhead of DAS.

EDGE-TO-CLOUD SECURITY

Hybrid workplace initiatives, IoT, and edge computing are dissolving the traditional IT perimeter. Meanwhile, new security exploits continue to crop up every day. To help tighten networks amidst this increasingly diverse threat landscape, Aruba Central provides a number of advanced security capabilities.

Role-based Policies

Replace manual configuration of static VLANs and ACLs with role-based policies that define proper access privileges for employees, guests, contractors, and other user groups. Aruba Central provides a single location to configure these policies, which are automatically enforced across the network – no matter where users connect, nor whether they're wired in or using Wi-Fi on the LAN, or have moved to another location on the WAN.

Secure Wireless Segmentation

For venues such as malls or airports that require multi-tenancy operations, MultiZone enables secure SSID separation without needing to deploy additional access points. A key use case of MultiZone is keeping IoT devices – which aren't very secure – separate from other enterprise traffic without incurring the expense or complexity of deploying and managing another wireless network.

Intrusion Detection

Aruba Central utilizes Aruba's Rogue AP Intrusion Detection Service (RAPIDS) to identify and resolve issues caused by rogue APs and clients. Wired and wireless data is automatically correlated to identify potential threats, strengthening network security and improving incident response processes by reducing false positives.

*Note: Air Pass is currently available in the U.S. only.

Web Content Filtering

Web Content Classification (WebCC) classifies websites by content category and rates them by reputation and risk score, enabling IT to block malicious sites to help prevent phishing, DDoS, botnets, and other common attacks.

Integrated Policy Enforcement Firewall

Built-in deep packet inspection sees and classifies thousands of applications for granular, per-app traffic enforcement, allowing IT to block, prioritize, and rate-limit bandwidth for an individual or groups of apps.

AI-Based Device Profiling

To close visibility gaps often associated with mobile and IoT devices, Aruba Central can directly display information gathered from **Aruba ClearPass Device Insight**, which offers AI- and machine-learning-based discovery and profiling. ClearPass Device Insight automatically categorizes all devices running on any wired or wireless network, using deep packet inspection to provide additional context and behavioral information that help ensure devices are receiving proper policy enforcement.

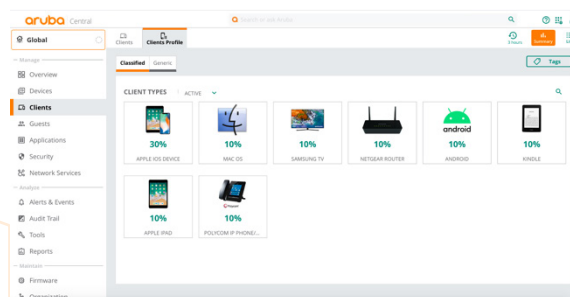


Figure 5: Mobile & IoT device visibility for accurate policy use

SD-BRANCH ORCHESTRATION

Connecting branches and other remote locations using legacy WAN solutions is costly and complex. Aruba SD-Branch can help simplify WAN management while enhancing user experiences. As the cloud-based management console for Aruba SD-Branch, Aruba Central empowers IT to centrally manage virtual, headend, and branch gateways and route traffic over MPLS, broadband, and cellular links.

Aruba Central also provides:

- Integrated topology views for graphical representation of gateways and details per site.
- Monitoring of WAN circuit health, bandwidth availability, and tunnel status for each site.



- Quality of experience (QoE) scores for SaaS apps with drill-downs for root cause analysis.
- WAN orchestration for managing routing preferences across branches and data centers.
- Virtual gateway management to directly extend policies to gateways hosted in public clouds.
- Streamlined management of integrations with AWS Transit Gateway Network Manager and Microsoft Azure Virtual WAN.
- An advanced security dashboard with IDS/IPS, threat intelligence data, and correlation with incident management capabilities.

Please refer to the [SD-WAN data sheet](#) for more.

CONTACT TRACING

Historical Wi-Fi location data is available with Aruba Central and can be exported to third-party data analysis tools as needed. This includes the ability to run simple search queries on a per-client basis to track the movement of nearby connected employees or guests, including contact duration. The solution is intended to expediently provide data for appropriate enterprise and public health entities to manage and counteract potential COVID-19 outbreaks.

To expand location accuracy, the Bluetooth radio within Aruba APs can be used as Bluetooth tags or as Bluetooth hubs when deployed as part of Aruba Meridian. For more details, please learn about Aruba's [Hybrid Workplace](#) solutions.

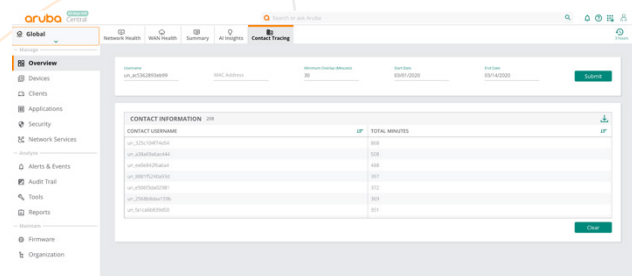


Figure 6: Contract Tracing

REPORTING AND MAINTENANCE

Robust Reporting

Aruba Central provides premium-grade reporting features that are included as part of the base license subscriptions. Reports cover device connectivity, network health, capacity planning, and the ability to baseline and compare user experience across various sites in the network. A reporting wizard is also provided to generate scheduled and on-

demand reports that highlight network and application health, throughput and usage data, device and client inventory, activity auditing, and much more.

Live Upgrades

Upgrading firmware on network devices often results in downtime or loss of service. In such cases, IT organizations often rely on time-consuming, CLI-based processes, or must place calls to customer support to help initiate upgrades.

Aruba Central offers a radically simplistic approach with a GUI-based workflow to upgrade firmware on deployed network devices. This includes the ability to complete live upgrades to reduce maintenance windows and ensure continuous operations. Upgrades can be completed at the site level, and can also be scheduled during non-peak hours of operation. Lastly, rules governing firmware compliance can also be managed within the Aruba Central UI for all managed devices.

REMOTE TELEWORKER SERVICES

Aruba Central enables IT to easily scale, monitor, and secure the network infrastructure required to support thousands of remote users who need access to corporate applications and services – no taxing, manual setup required. This includes the ability to manage secure overlay VPN tunnels from purpose-built Aruba Remote APs to provide an in-office experience, as well as Virtual Intranet Access (VIA) VPN clients to Aruba Gateways deployed in data centers or public cloud infrastructure. For existing customers with APs running Aruba Instant or APs with IAP-VPN connections, it's easy to convert to an Aruba Central-managed VPN platform. Learn more in the [Aruba Central Work from Home At-A-Glance](#).

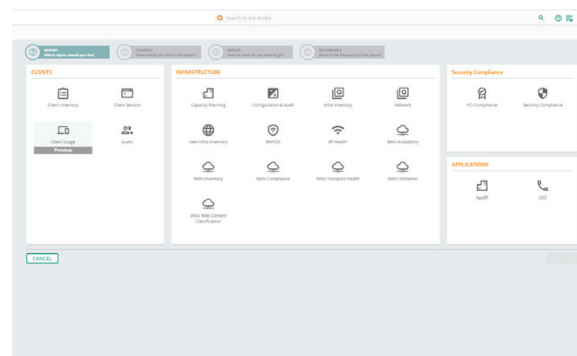


Figure 7: Reporting wizard



EXTENSIBILITY THROUGH APIS AND WEBHOOKS

For customers developing network automation frameworks, Aruba Central offers extensibility with other leading IT platforms and solutions through APIs and webhooks. By automatically pulling data from Aruba Central into these third-party solutions, network operators can programmatically trigger actions based on certain events or conditions. Common workflows that extend across multiple systems can be further automated, such as creating IT tickets in ServiceNow, or orchestrating configuration changes across hundreds of network devices using Ansible.

ENTERPRISE-GRADE RELIABILITY

Designed from the ground up, Aruba Central ensures the highest possible availability through:

- A web-scale database design for responsive performance, even with large data sets.
- Service redundancy, hosted from data centers worldwide in multiple locations.
- Secure HTTPS connectivity, with certificate-based authentication for the highest level of protection.

FedRAMP Certification in Progress

Aruba Central is currently undergoing FedRAMP certification to enable U.S. federal agencies and participating state and local (SLED) agencies to deploy cloud products and services for their Aruba infrastructure. Certification is expected to be completed in the first half of 2021. For further details on Aruba Central data privacy features, [refer to the technical brief](#).

DEPLOY AND MANAGE YOUR WAY

Aruba Central is available via software-as-a-service (SaaS), on-premises, and managed service models, giving customers the choice and flexibility required to suit a diverse set of technical, staffing, and financial requirements.

On-premises Deployments

Aruba Central On-Premises is ideal for customers who want the agility and efficiency of the cloud, but need to adhere to stringent regulatory or compliance requirements. Customers with legacy network designs that may temporarily inhibit cloud adoption are also potential candidates for this option.

Aruba Central On-Premises is powered by purpose-built server appliances, available in either 3-, 5-, or 7-node clusters for enterprise-class scale and resiliency. A 1-node option is also available to support smaller deployments. Please refer to Tables 1-2 and 5 below for additional details on supported features, appliance specifications, and ordering details. You can also find additional purchasing information in the Aruba Central On-Premises [ordering guide](#).

Intelligent Operations for Central On-Premises

Further operational and financing flexibility is available through Intelligent Operations for Central On-Premises. This service provides subscription-based usage of the hardware and software that power Aruba Central On-Premises and is configured, managed, and continuously optimized by Aruba technology experts.

Intelligent Operations for Central On-Premises delivers cloud-like flexibility and significantly reduces overhead for in-house IT personnel. The result is an end-to-end solution that enhances IT efficiency, maximizes budgets, and ensures frictionless service delivery for optimal network performance.

Intelligent Operations for Central On-Premises can be included with GreenLake for Aruba service offerings, or as a standalone Professional Service with support. For more details, please refer to Tables 1-3 below, or contact your Aruba sales representative.

SIMPLE, FLEXIBLE CONSUMPTION

Software license suites enable various management features within Aruba Central, and are purchased on a per-device basis. Licenses are available in 1-, 3-, 5-, 7-, and 10-year increments, making it easy for customers to align requirements for AI Ops, security, and other desired management features with both current and future budgets.

Foundation Licenses

Foundation licenses enable all primary enterprise features for campus, branch, remote, and data center networks, and provide access to monitoring, reporting and troubleshooting, onboarding, provisioning, orchestration, AI and analytics, content filtering, guest access, UXI integration, and 24x7 TAC (including software support for all hardware).



Advanced Licenses

Advanced licenses include all Foundation features and add enhanced AIOps, security, and other premium features, such as end-to-end segmentation, expanded AI Insights, UCC visibility and reporting, and more.

Device and Service Tokens

Device tokens include all primary enterprise features and functionality for cloud-based wireless and switching deployments. Service tokens enable a set of advanced wireless features such as Cloud Guest, Presence Analytics, Unified Communications, AirGroup, and Clarity/Wi-Fi Health.

For more information on these subscriptions and how to order, please refer to Table 4 for cloud-based deployments and Table 5 for on-premises deployments.

ARUBA CENTRAL HELP CENTER

Aruba Central provides context-based assistance when and where you need it the most. The NLP engine of AI Search dynamically adjusts query results based on your location within the Aruba Central user interface, placing helpful solution guides directly at an IT admin's fingertips. In addition to the AI Assist feature that can automatically notify Aruba TAC of an issue, there's also an integrated 24x7 live chat* for real-time support.

For information on features, configurations, and newly supported APs, switches, and gateways, please visit the [Aruba Central Help Center](#).

AIRHEADS COMMUNITY

Aruba's Airheads Community is a great place to connect, innovate, and share with some of the sharpest enthusiasts in the networking industry. You'll get access to discussion forums, expert articles, and cutting-edge content. Learn more at arubanetworks.com/airheads-community/

CUSTOMER FIRST, CUSTOMER LAST SUPPORT

Aruba products that are assigned an Aruba Central subscription are fully supported and include:

- 24x7 priority technical support for troubleshooting.
- Software updates and upgrades for Aruba Central and all Aruba hardware products managed by Aruba Central.
- Options to upgrade parts replacement for all hardware managed by Aruba Central with a **Foundation Care for Aruba** contract for either next business day exchange or 4-hour onsite repair and replacement.

*Live chat is under select availability. Contact your Aruba sales rep for more details.

In addition to hardware replacement options, you can also optionally add **Aruba Pro Care** for fast access to senior Aruba TAC Engineers, who are assigned as a single point of contact for case management, reducing the time spent addressing and resolving issues.

For complete details on Foundation Care and Aruba Pro Care, please visit: <https://www.arubanetworks.com/support-services/>

FOR SERVICE PROVIDERS

Aruba Central provides an option for managed service providers (MSPs) to manage multi-tenant network environments for enterprises. More information on MSP mode and other technical details are available in the [Aruba Central Help Center](#).

DESIGN, DEPLOYMENT, MIGRATION, AND MANAGEMENT SERVICES

Aruba Professional Services can help you rapidly deploy Aruba Central and other components of Aruba ESP with **QuickStart Services** that provide expert audit, design, and deployment or migration assistance following Aruba best practices. Aruba AirWave customers migrating to Aruba Central can take advantage of our pre-defined migration service. Contact your Aruba sales representative for more information.

You can also optimize your deployments across the technology lifecycle to maximize value with Proactive Engineering Services, providing technology management and easy renewal or expansion services. [Learn more here.](#)



Table 1: Aruba Central Deployment Model Comparison

	Cloud (SaaS)	On-premises	Intelligent Operations for Central On-Premises
Server Appliances			
Server Options	N/A	1, 3, 5 and 7 server options	SOW based
Server Support	N/A	Optional	✓
Software			
License Model	Per device (AP, switch, gateway)	Per device (AP, switch, controller)	SOW based
License Duration	Fixed Term (1-, 3-, 5-, 7-, 10-year)	Fixed Term (1-, 3-, 5-, 7-, 10-year)	SOW based
Software Support	✓	✓	✓
Network Devices			
Scale	N/A	Up to 25K network devices	Up to 25K network devices
Supported Devices	Aruba IAPs, Switches, Gateways	Aruba APs/IAPs, Switches, Controllers, and Conductors	SOW based
Compatible OS	InstantOS, SD-WAN, AOS-S, AOS-CX	InstantOS, AOS6, AOS8, AOS-S, AOS-CX	InstantOS, AOS6, AOS8, AOS-S, AOS-CX
Hardware Support	Optional	Optional	Optional
Select Features			
AI Insights	Wi-Fi, Wired, SD-WAN	Wi-Fi Health Insights	Wi-Fi Health Insights
AI Search	✓	N/A	N/A
AI Assist/Live Chat	✓	N/A	N/A
Contact Tracing	✓	N/A	N/A
UXI Integration	✓	N/A	N/A
Dynamic Segmentation	✓	✓	✓
WAN Support	SD-WAN/SD-Branch	N/A	N/A
APIs/Webhooks	✓	✓	✓
Miscellaneous			
Professional Services	Optional	Optional	Included
Managed Service Provider Mode	Optional	N/A	N/A



Table 2: Aruba Central On-Premises Appliance Technical Specifications

Category	Aruba Central Appliance (R1Q05B)	Aruba Central Ready AirWave 8 Appliance (R1Q04B)
System Specifications		
CPU	2, 20-Core Intel Xeon-Gold 6138, 3.6 GHz, HPE DL360 Gen10	
Memory	512GB	
Storage	2 2TB SSD or SAS HDD (4TB in RAID 0 configuration)	4 1TB SSD HDD (2 TB in RAID 10 configuration)
Scalability		
Managed Devices	Up to 25,000 with a 7-node cluster	
Power		
Power	500 W Flexible Slot (FS) platinum hot-plug power supply	
Power Supply	Optional redundant power supply	
AC Input Voltage	110/220 V ac Auto-Selecting	
AC Input Frequency	50/60 Hz Auto-Selecting	
Physical		
Rackmount	1U SFF easy install rail 1U Cable management arm	
Dimensions (H x W x D)	4.29 x 43.46 x 70.7 cm (1.7 x 17.1 x 27.8 in)	
Weight	16.27 kg (35.9 lb), Maximum	
HPE SmartDrives	4 LFF SAS/SATA/SSD 8 or 10 SFF SAS/SATA/SSD	
Networking	4 x 1 GbE embedded + FlexibleLOM slot	
VGA/Serial/USB ports	Front VGA (Optional), rear VGA standard and serial (Optional), 5 USB 3.0	
Industry compliance	ASHRAE A3 and A4, Lower idle power	
Warranty		
Hardware	1 year parts	
Software	90 days	

Table 3: Intelligent Operations for Central On-Premises

Category	Service Capability	Description
Day 0 and Day 1 Services (Quick Start Service for strategy, assessment, design, and deployment)	Installation	Rack and stack of server infrastructure based on an Aruba-provided design blueprint
	Migration	Based on an Aruba-provided migration blueprint
	Deployment and Configuration	Deployment and configuration of all software
	Knowledge Transfer	Training for customer stakeholders with high-level and low-level design docs
Day 2 Services (Intelligent Operations Subscription for ongoing management and optimization)	Software Upgrades	Major, minor, and patch upgrades completed by Aruba IT Ops
	System Status and Solution Performance	Proactive tuning and optimization to avoid outages
	Hardware Status	24x7 active monitoring of solution by Aruba IT Ops
	Adoption of New Capabilities	Monthly assessment with designated Customer Success Manager to evaluate usage and determine appropriate change windows



Table 4: Aruba Central Ordering and Licensing Information for Cloud Deployments

ORDERING INFORMATION	
Foundation Licenses for Aruba Access Points	
Q9Y58AAE	Aruba Central AP Foundation 1 year Subscription E-STU
Q9Y59AAE	Aruba Central AP Foundation 3 year Subscription E-STU
Q9Y60AAE	Aruba Central AP Foundation 5 year Subscription E-STU
Q9Y61AAE	Aruba Central AP Foundation 7 year Subscription E-STU
Q9Y62AAE	Aruba Central AP Foundation 10 year Subscription E-STU
Advanced Licenses for Aruba Access Points	
Q9Y63AAE	Aruba Central AP Advanced 1 year Subscription E-STU
Q9Y64AAE	Aruba Central AP Advanced 3 year Subscription E-STU
Q9Y65AAE	Aruba Central AP Advanced 5 year Subscription E-STU
Q9Y66AAE	Aruba Central AP Advanced 7 year Subscription E-STU
Q9Y67AAE	Aruba Central AP Advanced 10 year Subscription E-STU
Licenses for Aruba Wireless Gateways	
R4G90AAE	Aruba Central WLAN Gateway 1 year Subscription E-STU
R4G91AAE	Aruba Central WLAN Gateway 3 year Subscription E-STU
R4G92AAE	Aruba Central WLAN Gateway 5 year Subscription E-STU
R4G93AAE	Aruba Central WLAN Gateway 7 year Subscription E-STU
R4G94AAE	Aruba Central WLAN Gateway 10 year Subscription E-STU
Foundation Licenses for Aruba Switches	
Q9Y68AAE	Aruba Central 25xx/6100/8 to 12 port Switch Foundation 1 year Subscription E-STU
Q9Y69AAE	Aruba Central 25xx/6100/8 to 12 port Switch Foundation 3 year Subscription E-STU
Q9Y70AAE	Aruba Central 25xx/6100/8 to 12 port Switch Foundation 5 year Subscription E-STU
Q9Y71AAE	Aruba Central 25xx/6100/8 to 12 port Switch Foundation 7 year Subscription E-STU
Q9Y72AAE	Aruba Central 25xx/6100/8 to 12 port Switch Foundation 10 year Subscription E-STU
Q9Y73AAE	Aruba Central 62xx or 29xx Switch Foundation 1 year Subscription E-STU
Q9Y74AAE	Aruba Central 62xx or 29xx Switch Foundation 3 year Subscription E-STU
Q9Y75AAE	Aruba Central 62xx or 29xx Switch Foundation 5 year Subscription E-STU
Q9Y76AAE	Aruba Central 62xx or 29xx Switch Foundation 7 year Subscription E-STU
Q9Y77AAE	Aruba Central 62xx or 29xx Switch Foundation 10 year Subscription E-STU
Q9Y78AAE	Aruba Central 63xx or 38xx Switch Foundation 1 year Subscription E-STU
Q9Y79AAE	Aruba Central 63xx or 38xx Switch Foundation 3 year Subscription E-STU
Q9Y80AAE	Aruba Central 63xx or 38xx Switch Foundation 5 year Subscription E-STU
Q9Y81AAE	Aruba Central 63xx or 38xx Switch Foundation 7 year Subscription E-STU
R3K02AAE	Aruba Central 63xx or 38xx Switch Foundation 10 year Subscription E-STU
R8L80AAE	Aruba Central 64xx or 54xx Switch Foundation 1 year Subscription E-STU
R8L81AAE	Aruba Central 64xx or 54xx Switch Foundation 3 year Subscription E-STU
R8L82AAE	Aruba Central 64xx or 54xx Switch Foundation 5 year Subscription E-STU
R8L83AAE	Aruba Central 64xx or 54xx Switch Foundation 7 year Subscription E-STU
R8L84AAE	Aruba Central 64xx or 54xx Switch Foundation 10 year Subscription E-STU
R3K03AAE	Aruba Central 8xxx Switch Foundation 1 year Subscription E-STU
R3K04AAE	Aruba Central 8xxx Switch Foundation 3 year Subscription E-STU
R3K05AAE	Aruba Central 8xxx Switch Foundation 5 year Subscription E-STU
R3K06AAE	Aruba Central 8xxx Switch Foundation 7 year Subscription E-STU
R3K07AAE	Aruba Central 8xxx Switch Foundation 10 year Subscription E-STU



ORDERING INFORMATION	
Device Management Tokens for Access Points and Switches	
JY925AAE	Aruba Central Device Management Subscription for 1 Year
JY926AAE	Aruba Central Device Management Subscription for 3 Years
JY927AAE	Aruba Central Device Management Subscription for 5 Years
Services Management Tokens for Access Points Only	
JY928AAE	Aruba Central Services Management Subscription for 1 Year
JY929AAE	Aruba Central Services Management Subscription for 3 Years
JY930AAE	Aruba Central Services Management Subscription for 5 Years
Licenses for SD-WAN/SD-Branch Gateways	
Refer to the Aruba Central SD-WAN Data Sheet: https://www.arubanetworks.com/assets/ds/DS_SD-WAN.pdf	
Add-on Subscriptions	
For web content filtering, please refer to the WebCC Data Sheet for further details: https://www.arubanetworks.com/assets/ds/DS_WebCC.pdf	
NBD Hardware Support SKUs for Aruba APs, Switches, and Wireless Controllers	
Contact your Aruba sales representative or value-added reseller	
Refer to the following portfolio pages for additional information on each network device	
Access Points: https://www.arubanetworks.com/products/networking/access-points/	
Switches: https://www.arubanetworks.com/products/networking/switches/	
Gateways and Controllers: https://www.arubanetworks.com/products/networking/gateways-and-controllers/	
Note: Aruba Central (CM) SKUs are also available to simplify ordering within the U.S. and Canada. Refer to the respective Wireless Access Point and Switch Data Sheets and Ordering Guides for more information.	

Table 5: Aruba Central On-Premises Ordering Information

ORDERING INFORMATION	
Central On-Premises Server Appliances	
R1Q05B	Aruba Central Appliance
R1Q04B	Aruba Central Ready AirWave 8 Appliance
Foundation Licenses for Access Points	
R6U63AAE	Aruba Central On-Premises AP Foundation 1 year Subscription E-STU
R6U64AAE	Aruba Central On-Premises AP Foundation 3 year Subscription E-STU
R6U65AAE	Aruba Central On-Premises AP Foundation 5 year Subscription E-STU
R6U66AAE	Aruba Central On-Premises AP Foundation 7 year Subscription E-STU
R6U67AAE	Aruba Central On-Premises AP Foundation 10 year Subscription E-STU
Foundation Licenses for Aruba Switches	
R6U73AAE	Aruba Central On-Premises 25xx/6100/8 to 12 port Switch Foundation 1 year Subscription E-STU
R6U74AAE	Aruba Central On-Premises 25xx/6100/8 to 12 port Switch Foundation 3 year Subscription E-STU
R6U75AAE	Aruba Central On-Premises 25xx/6100/8 to 12 port Switch Foundation 5 year Subscription E-STU
R6U76AAE	Aruba Central On-Premises 25xx/6100/8 to 12 port Switch Foundation 7 year Subscription E-STU
R6U77AAE	Aruba Central On-Premises 25xx/6100/8 to 12 port Switch Foundation 10 year Subscription E-STU
R6U78AAE	Aruba Central On-Premises 62xx or 29xx Switch Foundation 1 year Subscription E-STU
R6U79AAE	Aruba Central On-Premises 62xx or 29xx Switch Foundation 3 year Subscription E-STU
R6U80AAE	Aruba Central On-Premises 62xx or 29xx Switch Foundation 5 year Subscription E-STU
R6U81AAE	Aruba Central On-Premises 62xx or 29xx Switch Foundation 7 year Subscription E-STU
R6U82AAE	Aruba Central On-Premises 62xx or 29xx Switch Foundation 10 year Subscription E-STU



ORDERING INFORMATION	
Foundation Licenses for Aruba Switches (continued)	
R6U83AAE	Aruba Central On-Premises 63xx or 38xx Switch Foundation 1 year Subscription E-STU
R6U84AAE	Aruba Central On-Premises 63xx or 38xx Switch Foundation 3 year Subscription E-STU
R6U85AAE	Aruba Central On-Premises 63xx or 38xx Switch Foundation 5 year Subscription E-STU
R6U86AAE	Aruba Central On-Premises 63xx or 38xx Switch Foundation 7 year Subscription E-STU
R6U87AAE	Aruba Central On-Premises 63xx or 38xx Switch Foundation 10 year Subscription E-STU
R8M10AAE	Aruba Central On-Premises 64xx or 54xx Switch Foundation 1 year Subscription E-STU
R8M11AAE	Aruba Central On-Premises 64xx or 54xx Switch Foundation 3 year Subscription E-STU
R8M12AAE	Aruba Central On-Premises 64xx or 54xx Switch Foundation 5 year Subscription E-STU
R8M13AAE	Aruba Central On-Premises 64xx or 54xx Switch Foundation 7 year Subscription E-STU
R8M14AAE	Aruba Central On-Premises 64xx or 54xx Switch Foundation 10 year Subscription E-STU
R6U88AAE	Aruba Central On-Premises 8xxx Switch Foundation 1 year Subscription E-STU
R6U89AAE	Aruba Central On-Premises 8xxx Switch Foundation 3 year Subscription E-STU
R6U90AAE	Aruba Central On-Premises 8xxx Switch Foundation 5 year Subscription E-STU
R6U91AAE	Aruba Central On-Premises 8xxx Switch Foundation 7 year Subscription E-STU
R6U92AAE	Aruba Central On-Premises 8xxx Switch Foundation 10 year Subscription E-STU
Foundation Licenses for Wireless Controllers	
R6U58AAE	Aruba Central On-Premises Campus Controller Foundation 1 year Subscription E-STU
R6U59AAE	Aruba Central On-Premises Campus Controller Foundation 3 year Subscription E-STU
R6U60AAE	Aruba Central On-Premises Campus Controller Foundation 5 year Subscription E-STU
R6U61AAE	Aruba Central On-Premises Campus Controller Foundation 7 year Subscription E-STU
R6U62AAE	Aruba Central On-Premises Campus Controller Foundation 10 year Subscription E-STU
Next Business Day (NBD) Hardware Support SKUs for Central On-Premises Appliances	
HW2A6E	1 Year Foundation Care NBD Exchange Hardware – Central On-Premises Appliance
HW2A8E	3 Year Foundation Care NBD Exchange Hardware – Central On-Premises Appliance
HW2B1E	4 Year Foundation Care NBD Exchange Hardware – Central On-Premises Appliance
HW2B4E	5 Year Foundation Care NBD Exchange Hardware – Central On-Premises Appliance
NBD Hardware Support SKUs for Aruba APs, Aruba Central On-Premises Switches, and Wireless Controllers	
Contact your Aruba sales representative or value-added reseller	
Refer to the following portfolio pages for additional information on each network device	
Access Points: https://www.arubanetworks.com/products/networking/access-points/	
Aruba Central On-Premises Switches: https://www.arubanetworks.com/products/networking/Aruba Central On-Premises Switches/	
Gateways and Controllers: https://www.arubanetworks.com/products/networking/gateways-and-controllers/	

For additional ordering and licensing guidance for the on-premises version of Aruba Central, please refer to the [ordering guide](#).